

Popular Places • Delicious Cuisine • Beautiful Views — Places to visit now! **FREE**

Wonderful Places in Inabe



10 THINGS

People in Inabe are proud of



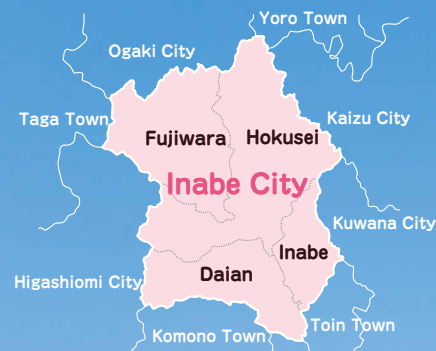
- Danish-style Glamping
- Streets of Ageki
- Nigiwai no Mori
- Camping & Fishing
- Inabe's Kitchen
- Battle of the Breads
- Scenic Flower Fields and more!

Inabe CITY DATA

Area 219.6km²

Population 44,800
(March, 2022)

Number of Households 18,592 households
(March 1st, 2022)



Inabe City is . . .

Inabe City is at the north end of Mie. It has four towns and is known for its rich natural areas. Many young people from other places have moved here recently. They have opened shops one after another, which has promoted the city's charm. Inabe has become into a more attractive place with beautiful nature and new sensibilities. This is the place to spend your precious time. Come and visit this popular area in Mie

10 THINGS PEOPLE IN INABE ARE PROUD OF

Now, Inabe City is a hot spot.
It is no exaggeration to say that Inabe City is currently the most trend-conscious area in Mie and attracts much attention. So, read on and learn more about Inabe .


Just an hour
from Nagoya by car!
You can enjoy a day trip too.

In 2019, the section of the Tokai-Kanjo Expressway between Daian IC and Toin IC opened. This has made access to Inabe City more convenient. It takes about an hour by car from stations around Nagoya area.

Love ♥ INABE

A new campground – the first of its kind in Japan!

Nordisk Hygge Circles UGAKEI is going to open this spring of 2023. It has become popular among campers. Inabe is a stylish and trendy city!



Cabins

You can enjoy glamping in these cabins. The building has a living room on the first floor and a bedroom on the second floor. The ceiling is made of glass, so you can see the night skies of UGAKEI.



Wooden Decks

A private area that's coordinated with Nordisk tents and gear. You can spend a relaxing time on these decks.



Center House

The Center House is a round building that stands as a symbol. Limited edition Nordisk items can be bought here. It is multi-purpose space with a café atmosphere.



Love ♥ INABE

There are two cabins and eight wood decks in the field. You can enjoy swimming in the river.

Danish-style Glamping, Nordisk Hygge Circles UGAKEI is born! 1



CAMP DATA

FEES to be decided
PERIOD All year round
RESERVATION 1 to 2 months in advance from the date of opening
※check the official website for new information.

ADDRESS 2999-5 Ishigure Minami, Daian-cho, Inabe City, Mie
OPEN Camp check-in from 1:00 p.m. Camp check-out until 11:00 a.m.
CLOSE No holidays
PARKING 160 spaces (Ugakei Camping Park ¥500 per vehicle)
ACCESS 15 minutes from Tokai-Kanjo Expressway Daian IC by car
WEBSITE nhcu.nordisk.co.jp/

MAP▶P16 A-3
**Nordisk Hygge
Circles UGAKEI**

Hygge is a Danish word. It means spending a comfortable time. The Danish outdoor brand Nordisk has collaborated with Inabe City to create an outdoor experience with the concept of "drawing in Hygge through nature in UGAKEI."





1. Maboroshi Coffee Ten
The shop owner sells coffee beans (100g ¥750~) bought abroad. It is roasted in-house to match the beans.
CLOSE Irregular holidays



2. granne308
There are about five hundred secondhand photobooks, and new and old art books and picture books. There is also a small gallery where you can feel and experience art.
CLOSE Thursdays (may temporarily close)

Maison Higashimachi
MAP▶P16 C-1
2022 1/23 OPEN
0594-37-5289
Young shopkeepers gather in a renovated old private house. It is a photo studio run by a photographer, Takahide Urata. There is also a bookstore and a coffee shop that sells in-house roasted coffee beans.
ADDRESS 2696-3 Ageki, Hokusei-cho, Inabe City, Mie
OPEN 10:00 a.m. to 5:00 p.m.
CLOSE Business hours vary by store
PARKING None
ACCESS 10 minutes from Tokai-Kanjo Expressway Daian IC by car

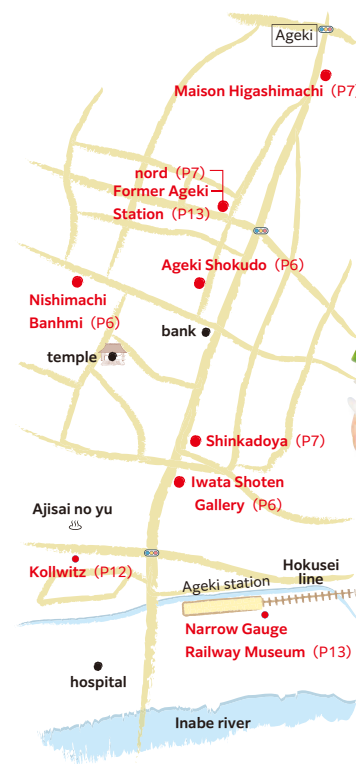


Streets of Ageki

A blend of history and new trends



Ageki was a shukuba. Shukuba were post stations during the Edo period. These post stations were places for travelers to rest at during their journey.



1. Banh mi's homemade Vietnamese ham ¥700

2. You can buy some Vietnamese goods there.
3. Yellow-walled landmark

Ageki Shokudo
MAP▶P16 C-1
0594-82-6058
The restaurant was an old Japanese style hotel. It has more than 150 years of history. It was renovated to become a restaurant. They use ingredients from "Happunouen". Seasonings such as miso and dressings are handmade so you can enjoy the original taste and aroma of the ingredients.
ADDRESS 2057 Ageki, Hokusei-cho, Inabe City, Mie
OPEN 11:30 a.m. to 3:00 p.m. (Last order 2:00 p.m.)
5:00 p.m. to 10:00 p.m. (Last order 9:00 p.m.)
CLOSE Wednesdays and Thursday (may temporarily close)
SEATS 16 seats
PARKING 15 spaces (free)
ACCESS 10 minutes from Tokai-Kanjo Expressway Daian IC by car



Nishimachi Banh mi
MAP▶P16 C-1
0594-28-8446

It is a Vietnamese sandwich shop. The owner got the sandwich's recipes from Vietnam. The food still has the original Vietnamese taste but various people can enjoy it. Banh mi with meatballs simmered in tomato is recommended.(¥700)

ADDRESS 1116-1 Ageki, Hokusei-cho, Inabe City, Mie
OPEN 11:00 a.m. to 2:30 p.m. (Last order 1:30 p.m.)
Takeout is until 2:00 p.m.
Sales of other goods and items is until 4:00 p.m.
CLOSE Tuesdays, Wednesdays and Thursdays
SEATS 12 seats **PARKING** 5 spaces (free)
ACCESS 10 minutes from Tokai-Kanjo Expressway Daian IC by car



Shinkadoya
MAP▶P16 C-1
0594-72-2273

This Japanese sweets shop was opened during the end of the Meiji Period. Mr. Yamamoto and his mother opened the shop. Their specialty is manju. Usukawa manju has been loved by many people for a long time. You can buy many sweets such as ichigo daifuku and kurikinton (mashed sweet potatoes with sweetened chestnuts). Some sweets are seasonal.

ADDRESS 1044 Ageki, Hokusei-cho, Inabe City, Mie
OPEN 8:30 a.m. to 7:00 p.m. (No holidays)
CLOSE Closes Varies
PARKING 3 spaces (free)
ACCESS 10 minutes from Tokai-Kanjo Expressway Daian IC by car



1. The shop managers—Mr. & Mrs. Yamamoto
2. They start making Japanese sweets first thing in the morning.

3. Ichigo daifuku (strawberry-filled rice cake) ¥130
4. Usukawa manju (thin-skinned steamed bun filled with red bean paste) ¥80



Iwata Shoten Gallery
MAP▶P16 C-1
0594-41-5220

"Iwata Shoten Gallery" was an old shop that is a gallery now. It is an attractive space that has exhibitions held by artists. You can experience the arts. For example, art works, music and performances.

ADDRESS 1051-10 Ageki, Hokusei-cho, Inabe City, Mie
OPEN 11:00 a.m. to 5:00 p.m.
CLOSE Wednesdays and Thursdays (may temporarily close)
FEE Free
PARKING 3 spaces (free)
ACCESS 9 minutes from Tokai-Kanjo Expressway Daian IC by car

You can buy famous artists' handmade goods there.



Camping with Gorgeous Views

Aogawakyo Camping Park

MAP▶P16 B-2
☎0594-72-8300

It is a popular camping park surrounded by mountains. There are all kinds of places to stay: such as a large open site or a trailer cabin with power supply. There is a park and Aogawa River nearby where kids can play.

ADDRESS 614 Shinmachi, Hokusei-cho, Inabe City, Mie

OPEN Camp check-in from 2:00 p.m. to 5:00 p.m.

Camp check-out until 12:00 noon

No holidays (May close for maintenance)

PARKING 85 spaces (free)

ACCESS 10 minutes from Tokai-Kanjo Expressway Daian IC by car

CAMP DATA

FACILITY FEE ¥1,000 (adults)

Open site tent ¥3,500~ (capacity 6 people)

Log house ¥13,000~ (capacity 5 people)

PERIOD All year round

RESERVATION Reservations can be made 3 months in advance on the 10th of the month via website. For phone reservations you can call within a week.

OTHER FACILITIES Aogawa Park, Hoshimi Observation Deck and more



1. There are 17 sections. You can put up your tent there.
2. There are log houses and cottages as well as camping sites.

Love ♥ INABE

4



Camping, Fishing & Nature Enjoy the Outdoor Experience

Camping with your pet dog



- 1,2. There are seven dog run camping sites. Each site has enough space and is fenced off, so you can let your dog run free.

Yamaterasu -FUJIWARA OUTDOOR LIVING-

MAP▶P16 B-1
☎052-459-3325

2021
7/15
OPEN

It is a popular place where you can camp with dogs. There is a camping site with a nice dog run with an area of about 1,500㎡. We recommend the trailer/RV campground with power supply.

ADDRESS Inabe City Bairin Park 728-2 Kanae, Fujiwara-cho, Inabe City, Mie
OPEN Check-in 1:00 p.m. to 5:00 p.m.
Check-out until 11:00 a.m.
CLOSE Tuesdays and Wednesdays
PARKING 100 spaces (free)
ACCESS 25 minutes from Tokai-Kanjo Expressway Daian IC by car

CAMP DATA

FACILITY FEE ¥1,000(adults)

Dog run camp site ¥3,500~ (capacity 6-8 people)

Trailer/RV Campgrounds ¥13,000~ (capacity 5 people)

PERIOD All year round

RESERVATION Reservations can be made 2 months in advance on the first day of the month via website only.

OTHER FACILITIES none

Fishing Experience

2. Selling point is the floating fishing piers. You can fish from the end of September to early July.

FISHING DATA

FEE For men: One day ticket ¥5,000, Half day ticket ¥4,000

FEE For women, junior high school students and under: One day ticket ¥4,000, Half day ticket ¥3,500
other fees available

PERIOD all year round (fishing spots differ each season)

Reservation not available

Fishing Sanctuary

MAP▶P16 A-1
☎0594-46-8820

We can enjoy real fishing here. There are four fishing areas that change each season. You can rent fishing rods and get a free fishing lecture. Beginners can enjoy a lot. There is also a cafe in the log cabin.

1. It's the largest fishing spot in Chubu area. You can fish rainbow trout and so much more.

ADDRESS 1872 Yamaguchi, Fujiwara-cho, Inabe City, Mie
OPEN Lure & Fly fishing 7:30 a.m. to 5:00 p.m.
Bait Fishing 10:00 a.m. to 4:00 p.m.
Café 9:00 a.m. to 5:00 p.m. (Last order 4:30 p.m.)
CLOSE Third Thursday of the month (Café is closed on Thursdays)
PARKING 150 spaces (free)
ACCESS 20 minutes from Tokai-Kanjo Expressway Daian IC by car

MAP▶P16 C-1

Nigiwai no Mori

☎0594-72-7705

It's a charming food complex. The location has a view of the magnificent the Suzuka Mountains Range. You can visit many popular shops while walking along the path surrounded by lush greenery. There is a small outdoor market every Sunday.

ADDRESS 31 Ageki, Hokusei-cho, Inabe City, Mie (Inabe City Hall premises)

OPEN Business hours vary by store

PARKING 120 spaces (free)

ACCESS 15 minutes from Tokai-Kanjo Expressway Daian IC by car



1. Enjoy a stroll on the boardwalk.
2. Beautiful views of the Suzuka Mountains
3. "cafe Rob Inabeten" is surrounded by greenery
4. Limited edition Kabuse-tea pancake ¥1,100

You can enjoy eating at six shops.



Nigiwai no Mori where foodies gather



cafe Rob Inabeten

The pancake is made of three kinds of flour mixed with meringue and baked on a copper plate. It is jiggly and has a fluffy melty texture.

OPEN 10:00 a.m. to 5:00 p.m. (Last order 4:30 p.m.)
CLOSE No holidays



1. Maho no Pan ¥580
2. Orange Danish ¥220

Maho no Pan

Bread made with carefully selected ingredients. Maho no Pan sells out around 250 bread in a day. The texture and taste are amazing.


OPEN 9:00 a.m. to 6:00 p.m.
CLOSE Tuesdays and Wednesdays



inabe's Shop

This shop sells Inabe products. For example, soba, tea, eggs, processed products such as Sakura pork and, crafts such as casting are popular.

OPEN 10:00 a.m. to 4:00 p.m.
CLOSE Tuesdays and Wednesdays



Kitsch et Bio Inabe

You can buy some ingredients and seasonings selected around Japan. They also have four types of colorful lunch meals. (¥1,300)

OPEN 10:00 a.m. to 5:00 p.m.
DINE-IN 10:30 a.m. to 2:00 p.m.
CLOSE Tuesdays



r26

Basque cheesecake (¥2,808) is a specialty. You can enjoy the rich flavor and texture of cheese. They also serve seasonal fruit ice cream.

OPEN 10:00 a.m. to 5:00 p.m.
CLOSE Tuesdays and Wednesdays



FUCHITEI

They locally produce their own hot dogs and terrines. The hot dog set (¥1,380) and rustic terrine sandwich set (¥1,590) are popular.

OPEN 11:00 a.m. to 4:00 p.m. (Last order 3:00 p.m.)
CLOSE Tuesdays and Wednesdays

Full of rich curry inside




④Sakura Pork Yaki Curry Pan
¥255 (1 piece)

Sakura pork contains rich curry with onions, carrots, apples, etc. Includes fukujinzuke (soy-sauce based pickled vegetables).



10 Must-Try Local Foods



Packed with pork umami flavor



Bite-sized juicy dumplings

⑤Yumeyan Inabe Gyoza with garlic (frozen)
¥1,080 (30 pieces)

Dumplings with minced Sakura pork and vegetables such as Chinese cabbage and cabbage. It's crispy on the outside and juicy in the inside.



Inabe is famous for Sakura Pork!

Sakura Pork, a Mie pork brand with soft and high-quality fat, is popular. It is produced in "Matsuba Pig Farm" and is sold at "Pork Plaza Matsuba".



Nostalgic and rustic taste

③Inabe Hojicha 230g ¥350

The aroma spreads as soon as you pour hot water. Easy to drink even for children as it doesn't have bitterness.



Inabe is famous for tea!

Inabe City has clean waters. The tea leaves are produced in Ishigure. It's very popular because of the nice aroma and richness of the flavor.



③Chicken flavored rice ¥330

Fried rice with plenty of chicken meat, carrots, konjak, burdock and locally grown chewy textured koshihikari rice.

④Butayasan hamburger steak ¥360 (2 pieces)

Uses Sakura pork. Just fry it while frozen. You can enjoy the original rich pork flavors.

A nice blend of bitterness and sweetness



⑦Yomogimochi ¥300 (3 pieces)

You can taste the freshly handmade yomogimochi (mugwort rice cake with red bean paste). There is a very sweet bean paste inside.



1. We can buy many fresh vegetables there.
2. Many kinds of rice are sold.



Inabe is famous for soba!

Soba making lessons on the second and fourth Saturday of the month from 9:00 a.m. to 12:00 p.m. for ¥2,500 at "Fureai no Eki Uribou". (Reservation required)



Enjoy the aroma and the taste of soba noodles

⑥Inabe Ishiusubiki Soba (dried soba) 200g ¥350

They use locally produced soba. Buckwheat soba is grinded using a stone grinder without heat. You can enjoy the original flavors of soba.

Delicious branded rice even when cold



⑧Milky Queen 5kg ¥2,200

Rice that doesn't harden even when cold and has a chewy texture. Grown by local farmers with organic fertilizers and less pesticides.

Japanese sake made from Inabe rice



⑨Junmaishu Inahime 720ml ¥1,300

Junmaishu is made by the rice brand, Milky Queen. It smells and tastes of umami rice. It's a recommended product.

recommendation



MAP▶P16 C-3

Fureai no Eki Uribou

☎0594-74-5866

Various goods made in Inabe. Goods like gelatos, delicacies and Japanese snacks are very popular. Meat and processed products from Sakura Pork are also popular.

ADDRESS 2517 Oizumi, Inabe-cho, Inabe City, Mie
OPEN 8:30 a.m. to 5:00 p.m.
CLOSE Last Tuesday every month
PARKING 100 spaces (free)
ACCESS 6 minutes from Tokai-Kanjo Expressway Daian IC by car



Lots of unique flavors!

⑩Gelato ¥280 a cup

Can be eaten on the spot with a cone for ¥300, or you can order for to go on cups. There are 14 flavors.



Love INABE 5

A place of local delicious ingredients Inabe's Kitchen "Fureai no Eki Uribou"

MAP▶P16 A-3

1099m

Mt. Ryugatake

☎0594-78-3737

Ryugatake is in the Suzuka Mountains Range. It is one of the Suzuka Seven Mountains.

We recommend to use the Ensokuone and Kanayamaone trails.

ADDRESS Ishiguro Minami, Daian-cho, Inabe City, Mie

FEE ¥200 (free when using Ugakei Campsite Parking)

PARKING 160 spaces (Ugakei Campsite Parking, ¥500)

ACCESS 15 minutes from Tokyo-Kanjo Expressway Daian IC by car



Photo by Takahide Urata 2



1.You can easily hike up the gentle slopes of the mountain.2.Around December, the summit is covered with snow.3.There are six trails. For example, the Ogaito Trail and the Shobo-ji Trail.



Famous peaks of the Suzuka Mountains Range,

MAP▶P16 A-2

Mt. Fujiwaradake

1140m

☎0594-86-7833

It's at the border between Inabe City and Shiga Prefecture's Higashiomi City. The mountain has been selected in the Hana no Hyakumeizan (100 Famous Flower Mountains). You can also see the Fukujusou in spring.

ADDRESS Fujiwar-cho, Inabe City, Mie

FEE free

PARKING 25 spaces (free)

ACCESS 20 minutes from Tokyo-Kanjo Expressway Daian IC by car

Mount Ryugatake and Fujiwaradake

Photo by Takako Kada



Hokusei Line

It's one of the few of narrow-gauge lines in Japan. It's about 20.4 kilometer from Nishi-Kuwana Station in Kuwana City to Ageki Station in Inabe City.

Love INABE



Retro Local Line, The Sangi Railway



Sangi Line

It's about 26.6km from Kintetsu-Tomida Station in Yokkaichi City to Nishi-Fujiwara Station in Inabe City. There are lively hiking visitors to Mt. Fujiwaradake and the Suzuka Mountains Range. Also, you can visit the "Freight Railway Museum" near Nyugawa Station. In the museum, you can enter for free and a freight car is exhibited and merchandise are sold.

HOURS First Sunday of the month. Second Sunday on January.



Former Ageki Station

It's about 500m to the north from Ageki Station. Model trains and railway merchandise are on display in the restored of the dismantled station building.

ADDRESS 2039 Ageki, Hokusei-cho, Inabe City, Mie
TEL 0594-72-2478

CLOSE Irregular holidays

Narrow Gauge Railway Museum

It's a narrow gauge railway museum. There are materials used in the Hokusei Line and the train is also exhibited in the museum. Also, you can ride a miniature train there.

ADDRESS 3735 Ageki, Hokusei-cho, Inabe City, Mie
TEL 0594-72-2478 (Anzaikenzaiten)
CLOSE Irregular holidays

MAP▶P16 C-1



MAP▶P16 C-2



MAP▶P16 C-1

Kollwitz

☎0594-86-7614

2021
11/11
OPEN

Kollwitz is a new shop by the popular bakery "PakuPaku" in Komono Town. Its name is from a lively place in Germany where many people gather. There are more than 60 kinds of bread including freshly cut bread (¥340).

ADDRESS 729-46 Ageki, Hokusei-cho, Inabe City, Mie
OPEN 9:00 a.m. to 6:00 p.m. (may close if items sell out)

CLOSE Mondays

PARKING 7 spaces (free)

ACCESS 10 minutes from Tokai-Kanjo Expressway Daian IC by car



Freshly baked bread



No.1

No.2

No.3

1.Chocolate Danish ¥560 (right), Othello ¥250 (left) is popular. Cinnamon roll ¥260 (front) is recommended to be lightly warmed before eating.

2.Their breads are carefully baked by a married couple. They make easy to eat bread for all customers from children to adults.

3.There are many kinds of bread in the long and narrow store. Up to 5 people can enter the store at once.

MAP▶P16 B-3

Bakery knutt

☎0594-37-5112

2021
7/7
OPEN

It used to operate in Nagoya, but was attracted to the rich nature of Inabe City and relocated. Made with 100% domestic flour, butter, carefully selected local fruits, milk, and egg.


ADDRESS 892-5 Hiratsuka, Daian-cho, Inabe City, Mie

OPEN 9:00 a.m. to 7:00 p.m.

CLOSE Sundays and Mondays

PARKING 4 spaces (free)

ACCESS 5 minutes from Tokai-Kanjo Expressway Daian IC by car




No.1

No.2



1.Most of the bread are sold by noon.

2.Isecha Danish ¥350 (left) Corn bread ¥150 (right, Wednesdays and Fridays only)



MAP▶P16 A-2

Freibäcker SAYA

☎0594-37-5301

This store is run by a baker that studied in Germany and got a national qualification. They use flour, rye and vegetables from a private farm. If you dine-in, the terrace seats are highly recommended.

ADDRESS 946-3 Shimonojiri, Fujiwara-cho, Inabe City, Mie

OPEN 7:30 a.m. to 5:00 p.m.

CLOSE Sunday to Wednesday

SEATS 4 seats indoor, 6 seats terrace

PARKING 10 spaces (free)

ACCESS 15 minutes from Tokai-Kanjo Expressway Daian IC by car



No.1

No.2



1.A mountain lodge-style shop that is stylish and cute!

2.The crispy and soft Bauernbot (1/2) ¥486 (left) and Sonnenblumen with sunflower seeds(1/2) ¥972 (right) are popular.

The Grade 3 students (Batch 2023) of Fujiwara Junior High School translated this guidebook with the help and guidance of Hayashi Chika and Isabelle Aquino (Assistant Language Teacher).

A Inabe City Bairin Park MAP▶P16 B-1

The largest plum garden in the Tokai area. About 100 types of 4000 red, white and pink, Plum trees are in bloom. When the flowers are in full bloom, it feels like walking in a tunnel.

ADDRESS 717 Kanae, Fujiwara-cho, Inabe City, Mie
TEL 0594-46-8377
OPEN 9:00 a.m. to 4:00 p.m. (may depend on the time of year)

B Inabe City Buckwheat Flowers MAP▶P16 B-2

Inabe City is famous for producing buckwheat flower. Many producers are planting buckwheat flower in many places. In fall, white flowers bloom at the same time. The best time to see these flowers is about a week.

ADDRESS Various places around Inabe City, Mie
TEL 0594-37-3514 (Inabe City Tourism Association)

C Manyo no Sato Park MAP▶P16 C-1

The city has planted about 140 kinds of plants around the park. There are about 2,500 hydrangeas. They are beautiful to look at during mornings and evenings or after it rains.

ADDRESS 3083-1 Ageki, Hokusei-cho, Inabe City, Mie
TEL 0594-72-2200 (Hokusei Civic Center)

Love ♥ INABE 10

Meikokusan Shoboji Temple

☎0594-46-8101

It was built in the early Heian period. Fall leaves are famous there. It holds events such as tea ceremony and charity concerts on the third Sunday in November every year.

ADDRESS 981 Sakamoto, Fujiwara-cho, Inabe City, Mie
OPEN 9:00 a.m. to 5:00 p.m.
CLOSE No holidays
PARKING 20 spaces (¥300/day)
ACCESS 23 minutes from Tokai-Kanjo Expressway Daian IC by car
WEBSITE shoubouji.com

1. Around 70 maple trees and ginkgo trees turn red. The main hall was rebuilt in the Edo period.
2. The garden is deeply connected with Pure Land Buddhism.



1 Photo by Takahide Urata



Plum Blossoms
 [Peak Season]
 from the middle to the
 end of March

Feel the four seasons at
**Inabe's Scenic
 Flower Fields**

Photo by Urata Takahide



Hydrangea
 [Peak Season]
 from the middle to
 the end of June

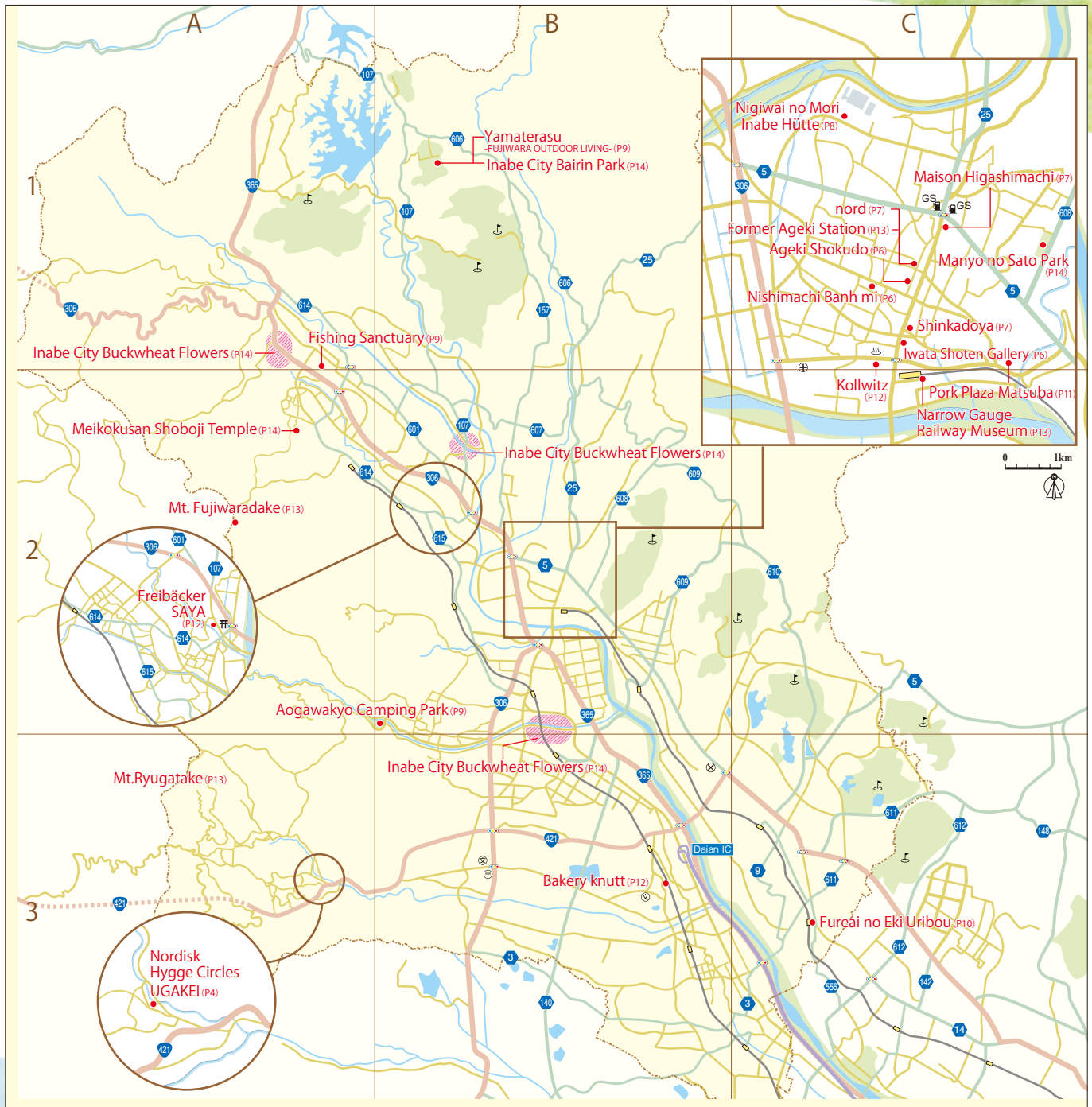


Buckwheat
 Flowers
 [Peak Season]
 from the middle to
 the end of October

Photo by Takahide Urata

One of the Best Places to see
**Beautiful Fall Foliage
 in the Prefecture**

INABE-CITY MAP



ACCESS (From Nagoya City)

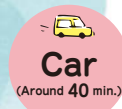


JR/Kintetsu
Nagoya
Station

JR/Kintetsu
Kuwana
Station

On foot
Sangi Railway, Hokusei Line
Nishi-Kuwana
Station

Sangi Railway, Hokusei Line
Ageki Station



Higashi-Meihan
Expressway
Nagoya-Nishi IC

via Shin-Meishin Expressway

Tokai-Kanjo
Expressway
Daian IC